

## LED CORN LAMP

12W TO 60W

Alternative Energy-efficient Replacement to HID and SON Lamps



BUILT-IN  
**DUST COVER**  
FOR EXTRA PROTECTION



### FEATURES:

- 110V - 240V - suitable for site lighting
- Wide range of wattages - 12W to 240W
- Light output of over 130lm per Watt
- Aluminium heat sink - no internal fan required
- Proven and constantly improved efficacy
- Robust aluminium and polycarbonate construction
- Up to 73% energy saving payback from 14 months
- Easy to fit - no control gear required
- Our corn lamps are very efficient replacements for metal halide and high-pressure sodium (SON) lamps in all existing applications

### APPLICATIONS



COMMERCIAL



OUTDOOR



INDUSTRIAL



WAREHOUSE



WORK SITES

# LED CORN LAMP

## 12W TO 40W

Alternative Energy Efficient Replacement to HID and SON Lamps

POWER CONSUMPTION	12W	20W	20W	30W	30W	40W	40W
DESCRIPTION	12W CORN LAMP E27	20W CORN LAMP E27	20W CORN LAMP E40	30W CORN LAMP E27	30W CORN LAMP E40	40W CORN LAMP E27	40W CORN LAMP E40
PART NO.	<b>247906 / 247883</b>	<b>247586 / 247609 / 247487</b>	<b>247470</b>	<b>247593 / 247616 / 247500</b>	<b>247494</b>	<b>247524</b>	<b>247623 / 247517</b>
COLOUR TEMPERATURE	3000K / 6000K	3000K / 4000K / 6000K	6000K	3000K / 4000K / 6000K	6000K	6000K	4000K / 6000K
PRODUCT DIMENSIONS	Ø60x125MM	Ø60x145MM	Ø60x161MM	Ø60x173MM	Ø60x188MM	Ø85x195MM	Ø85x216MM
CAP TYPE	E27	E27	E40	E27	E40	E27	E40
PRODUCT WEIGHT							
POWER INPUT	220-240V AC						
COLOUR RENDITION (CRI)	Ra>80						
LUMEN OUTPUT	1,800lm	2,250lm	2,250lm	3,900lm	3,900lm	5,200lm	5,200lm
IP RATING	IP20						
IK RATING	N/A						
BEAM ANGLE	360°						
CONSTRUCTION	Polycarbonate and Aluminium						
WORKING TEMPERATURES	-40°C to +45°C						
ENERGY CONSUMPTION	12kWh	20kWh	20kWh	30kWh	30kWh	40kWh	40kWh
LUMEN EFFICACY	130lm/W						
CERTIFICATION	CE, RoHS						
WARRANTY	1 year (+ 2 years extended warranty with online registration)						
OUTER BOX QUANTITY	24pcs	24pcs	24pcs	24pcs	24pcs	12pcs	12pcs



12W



20W



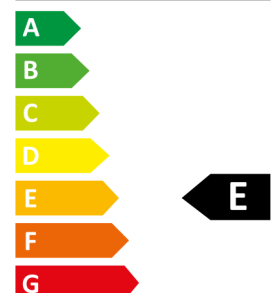
30W



40W



**Bright Source**  
LED Corn Lamps



**240**  
kWh/1000h



2021 No. 1098

**BRIGHT SOURCE**

# LED CORN LAMP

## 60W TO 240W

Alternative Energy Efficient Replacement to HID and SON Lamps

POWER CONSUMPTION	60W	80W	100W	120W	150W	200W	240W
DESCRIPTION	60W CORN LAMP E40	80W CORN LAMP E40	100W CORN LAMP E40	120W CORN LAMP E40	150W CORN LAMP E40	200W CORN LAMP E40	240W CORN LAMP E40
PART NO.	<b>247630 / 247548</b>	<b>247647 / 247555</b>	<b>247654 / 247562</b>	<b>247661 / 247579</b>	<b>247111</b>	<b>247128</b>	<b>247135</b>
COLOUR TEMPERATURE	4000K / 6000K	4000K / 6000K	4000K / 6000K	4000K / 6000K	6000K	6000K	6000K
PRODUCT DIMENSIONS	Ø85x255MM	Ø130x255MM	Ø130x267MM	Ø130x288MM	Ø125x335MM	Ø140x335MM	Ø140x335MM
CAP TYPE	E40	E40	E40	E40	E40	E40	E40
PRODUCT WEIGHT							
POWER INPUT	220-240V AC						
COLOUR RENDITION (CRI)	Ra>80						
LUMEN OUPUT	7,800lm	10,400lm	13,000lm	15,600lm	20,250lm	29,000lm	34,800lm
IP RATING	IP20						
IK RATING	N/A						
BEAM ANGLE	360°						
CONSTRUCTION	Polycarbonate and Aluminium						
WORKING TEMPERATURES	-40°C to +45°C				-20°C to +45°C		
ENERGY CONSUMPTION	60kWh	80kWh	100kWh	120kWh	150kWh	200kWh	240kWh
LUMEN EFFICACY	130lm/W				135lm/W	145lm/W	145lm/W
CERTIFICATION	CE, RoHS						
WARRANTY	1 year (+ 2 years extended warranty with online registration)						
OUTER BOX QUANTITY	12pcs	6pcs	6pcs	6pcs	6pcs	6pcs	6pcs



60W



80W



100W



120W

**BRIGHT SOURCE**



**Bright Source**  
LED Corn Lamps



**240**  
kWh/1000h



2021 No. 1098

# LED CORN LAMP

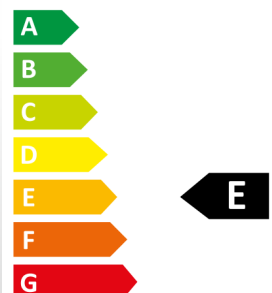
Zero Maintenance Alternative

POWER	SON REPLACEMENT	LUMENS	TEMP	CAP	DIMENSIONS (DIAMETER X LENGTH)	ITEM #
12W	100W (Incandescent)	1,800	3000k	E27	60mm (D) x 125mm (L)	247883
			6000k	E27	60mm (D) x 125mm (L)	247906
20W	70W	2,500	3000K	E27	60mm (D) x 145mm (L)	247586
			4000K	E27	60mm (D) x 145mm (L)	247609
			6000K	E27	60mm (D) x 145mm (L)	247487
				E40	60mm (D) x 161mm (L)	247470
30W	100W	3,900	3000K	E27	60mm (D) x 173mm (L)	247593
			4000K	E27	60mm (D) x 173mm (L)	247616
			6000K	E27	60mm (D) x 173mm (L)	247500
				E40	60mm (D) x 188mm (L)	247494
40W	150W	5,200	4000K	E40	85mm (D) x 216mm (L)	247623
			6000K	E27	85mm (D) x 195 mm (L)	247524
				E40	85mm (D) x 216mm (L)	247517
60W	200W	7,800	4000K	E40	85mm (D) x 255mm (L)	247630
			6000K	E40	85mm (D) x 255mm (L)	247548
80W	250W	10,400	4000K	E40	130mm (D) x 255mm (L)	247647
			6000K	E40	130mm (D) x 255mm (L)	247555
100W	350W	13,000	4000K	E40	130mm (D) x 267mm (L)	247654
			6000K	E40	130mm (D) x 267mm (L)	247562
120W	400W	15,600	4000K	E40	130mm (D) x 288mm (L)	247661
			6000K	E40	130mm (D) x 288mm (L)	247579
150W	450W	20,250	6000K	E40	125mm (D) x 335mm (L)	247111
200W	600W	29,000	6000K	E40	140mm (D) x 335mm (L)	247128
240W	750W	34,800	6000K	E40	140mm (D) x 335mm (L)	247135

**BRIGHT SOURCE**



**Bright Source**  
LED Corn Lamps



**240**  
kWh/1000h



2021 No. 109

# LED CORN LAMP

Zero Maintenance Alternative

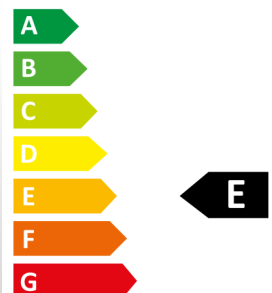
LUX LEVEL TABLE

M	(Lx)	M	(Lx)	M	(Lx)
2	225	2	340	2	530
3	102	3	151	3	236
4	65	4	85	4	133
5	36	5	54	5	85
90° 12W					
90° 20W					
90° 30W					
M	(Lx)	M	(Lx)	M	(Lx)
2	706	2	1060	2	1467
3	314	3	471	3	652
4	177	4	265	4	367
5	113	5	170	5	235
90° 40W					
90° 60W					
90° 80W					
M	(Lx)	M	(Lx)	M	(Lx)
2	1902	2	2309	2	2717
3	845	3	1026	3	1208
4	476	4	577	4	679
5	304	5	370	5	435
90° 100W					
90° 120W					
90° 150W					
M	(Lx)	M	(Lx)		
2	3505	2	4727		
3	1558	3	2101		
4	876	4	1182		
5	561	5	756		
90° 200W					
90° 240W					

**BRIGHT SOURCE**



**Bright Source**  
LED Corn Lamps



**240**  
kWh/1000h



2021 No. 1093